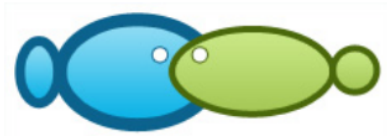


# fect\_of\_salinity\_on\_the\_survival\_ -Bioflux-Idham\_Misbah\_2017.pdf

*by*

---

FILE	FECT_OF_SALINITY_ON_THE_SURVIVAL_-BIOFLUX- IDHAM_MISBAH_2017.PDF (92.48K)		
TIME SUBMITTED	22-AUG-2020 11:35AM (UTC+0700)	WORD COUNT	3040
SUBMISSION ID	1372514865	CHARACTER COUNT	16119



5

## Effect of salinity on the survival of mangrove crab *Scylla tranquebarica* larvae at zoea-megalopa stages

<sup>1,2</sup>Idham Misbah, <sup>3</sup>Muhammad Y. Karim, <sup>3</sup>Zainuddin, <sup>3</sup>Siti Aslamyah

7

<sup>1</sup> Doctoral Program of Agricultural Science, Hasanuddin University, Makassar, South Sulawesi, Indonesia; <sup>2</sup> Widyaiswara of South Sulawesi Province, Indonesia; <sup>3</sup> Aquaculture, Faculty of Marine Science & Fishery, Hasanuddin University, Makassar, South Sulawesi, Indonesia. Corresponding author: I. Misbah, idhammisbah2@gmail.com

**Abstract.** The main concern in mangrove crab hatcheries is the low survival of larvae, particularly on the zoea and megalopa stages. This study aimed to determine the optimum salinity in the maintenance of mangrove crab larvae, *Scylla tranquebarica*. This study was conducted at Hall of Brackish Water Aquaculture, South Sulawesi, Indonesia. The experimental animal used was *S. tranquebarica* larvae at mite zoea-1 stage. The research container was a black plastic basin with a capacity of 40 L filled with water media of 30 L. The feed used was natural food in the form of rotifer and nauplius *artemia*. The study was designed using a complete randomized design consisting of 4 salinity treatments with each of 3 replications namely 26, 29, 32, and 35 ppt. The data obtained were analyzed by using variance analysis and followed by further test of W-Tuckey. The results showed that salinity had a very significant effect ( $p < 0.01$ ) on osmotic rate and survival of mangrove crab larvae. The salinity of 29 ppt media resulted in osmotic rate of 54.09 mOsm/L H<sub>2</sub>O with the highest survival of *S. tranquebarica* larvae of 33.73%. The optimum salinity for maintenance of *S. tranquebarica* larvae was in the range 30.48-30.89 ppt.

**Key Words:** crab cultivation, hatchery, osmotic, survival, *S. tranquebarica*.

**Introduction.** *Scylla tranquebarica* is one of four species of mangrove crabs that are commonly found in Indonesian waters, especially in mangrove areas. According to Pedapoli & Ramudu (2014), *S. tranquebarica* has comparative advantages such as the growth which may reach weight of 1.5 kg, disease resistance, good market demand, wide tolerance for temperature and salinity, and greater scope in export markets and the domestic market. Therefore, this type of crab is potential to be developed. Recent crab cultivation studies have been conducted on male monosex tanks in mangrove areas (Karim et al 2016), mRNA observations in mandibular organs (Tahya et al 2016a; Sunarti et al 2016), and the role of mandibular organs in supporting cultivation activities (Tahya et al 2016b; Tahya 2016).

One of the determinants of successful crab cultivation is the availability of seeds. During this time, the need of crab seeds is mostly still met from the results of arrests in nature that are fluctuating. In order to meet the needs of crab seeds, efforts have been made to produce seeds through hatcheries. Hatching of *S. tranquebarica* has been performed in several hatcheries; however, the main constraint faced is still low survival of larvae, particularly in zoea and megalopa stages. Several studies obtained a low survival of crab larvae, among others Quintio et al (2001) obtained survival of crab larvae from zoea to megalopa stages of 0.15 to 0.74%, Jantraratotai et al (2002) obtained 7.08-22.91%, Nghia et al (2007) obtained 8-13%, Thirunavukkarasu et al (2014) obtained 12% crab larvae reaching megalopa stage.

The low survival of crab larvae is due to an inadequate maintenance environment. Therefore, to improve the larval survival, it is necessary to improve the management of seeding. Such management improvements can be made by optimizing the hatchery maintenance. One of the environmental factors that affect the maintenance of mangrove

2

crab larvae is salinity. According to Pedapoli & Ramudu (2014), salinity is one of the water quality parameters that affect the survival, feed efficiency, growth and health of crabs. Several studies on the salinity of crab larvae have been conducted which reported that salinity is very influential on the survival of crab larval (Pedapoli & Ramudu 2014; Gunarto & Perenrengi 2014; Mia & Shah 2010).

Adult mangrove crabs belong to euryhaline aquatic organisms with a salinity range of 1-42 ppt (Karim 2013), however, the optimum salinity range was narrower for larval size, particularly in zoea stadia (Nguyen & Truo 2004; Karim 2013). Under unoptimal salinity conditions, it can cause osmotic stress such as increased oxygen consumption, ammonia excretion, and high use of energy (Romano & Zeng 2006).

Because salinity strongly affects larval life, therefore, this study aimed to determine the optimum salinity in the maintenance of *S. tranquebarica* larvae.

**Material and Method.** The research was conducted at the Hall of Brackish Water Aquaculture, South Sulawesi, Indonesia. The experimental animal was crab larvae (*S. tranquebarica*) zoea-1 stage that was maintained until megalopa stage. The container used in this study was a black plastic basin filled with water media of 30 L and aera 6 d.

The natural feeds used were rotifer and nauplius *artemia*, which was given with a density of 20 ind/mL from the zoea-1 stage to the beginning of zoea-4 stage. Once entered zoea-3 stage, it was added with *Artemia* nauplii with a density of 2 ind/mL and increased to 4 ind/mL when entered zoea-4 to zoea-5 stages.

The study was designed using a complete randomized design consisting of 4 salinity treatments with 3 replicates (12 experimental units). The four salinity concentrations tested were 26, 29, 32, and 35 ppt. The parameters studied were osmotic rate and survival of crab larvae.

The osmotic rate was calculated according to the instructions of Lignot et al (2000) as follows:

$$TKO = OM - OH$$

Where:

TKO = osmotic rate (mOsm/L H<sub>2</sub>O);

OM = media osmolarity (mOsm/L H<sub>2</sub>O);

OH = osmolarity of hemolymph (mOsm/L H<sub>2</sub>O).

Survival of crab larvae was calculated using the following formula:

$$S = (N_t/N_o) \times 100$$

Where:

S = survival of crab larvae (%);

N<sub>t</sub> = number of larvae in the end of study (tail);

N<sub>o</sub> = number of larvae in the beginning of study (tail).

Data were analyzed using variance analysis and further tested using W-Tuckey.

**Results and Discussion.** Measurement of osmotic rate of *S. tranquebarica* larvae at various salinities is presented in Table 1.

Table 1  
Osmotic rate of *Scylla tranquebarica* larvae at various salinities

Salinity (ppt)	Osmotic rate (mOsm/L H <sub>2</sub> O)
26	102.94±4.73 <sup>a</sup>
29	54.09±0.27 <sup>c</sup>
32	69.39±2.28 <sup>b</sup>
35	98.73± 6.07 <sup>b</sup>

Different letters on different column show significant difference among treatments 5% (p<0.05) level.

Salinity media is the determinant of osmotic rate of crab larvae. The osmotic properties of the medium depend on the dissolved ions in the medium. The greater amount of

dissolved ions in the media causes an increase in the osmotic pressure of the media. The osmotic rate experienced by crab larvae is proportional to the difference in osmolarity between media and hemolymph. On the media with osmotic rate outside the isoosmotic range, crab larvae perform osmotic work for osmoregulation purposes,

Salinity media is very significant ( $p < 0.01$ ) in affecting the osmotic rate of crab. The highest osmotic rate was produced on the media with salinity of 26 and 35 ppt, while lowest osmotic rate was produced on the media with salinity of 29 ppt. The relationship of salinity media and osmotic rate of crabs was obtained using quadratic pattern with regression equation  $Y = 2074.4000 - 132.3800x + 2.1717x^2$ ,  $R^2 = 0.90$ . By the equation, it was predicted that osmotic rate of *S. tranquebarica* larvae was at a minimum salinity of 30.48 ppt (Figure 1).

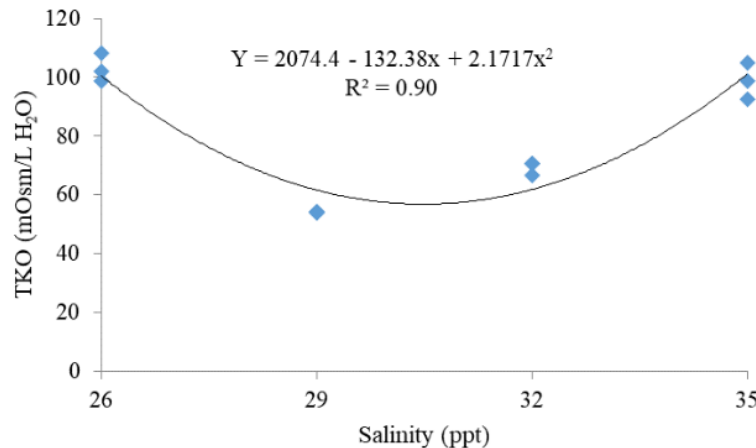


Figure 1. The relationship curve between salinity and osmotic rate of *Scylla tranquebarica*.

In the medium with salinity of 26 ppt, crab larvae are hyperosmotic to the medium. Under this condition, water from external media tends to penetrate into the thin body of the larvae. The ions tend to diffuse outward of the body and the internal fluid will be threatened with lack of ion through excretion. To overcome this problem, crab larvae will try to maintain the stability of the osmolarity of the body fluid through hyperosmotic regulatory mechanism by increasing the absorption of ions (salts) from external media through the body surface and producing hypoosmotic urine through the excretory organs (antenna glands). Furthermore, Mudagandur et al (2016) revealed that salinity causes internal body alterations.

In 35 ppt salinity medium the body fluids of crab larvae are hypoosmotic to the medium. Therefore, water from the larval body fluids tends to move out through osmosis. In this condition, crab larvae will try to maintain the osmolarity of body fluids so that the internal fluid does not move out from its cells and prevent urine fluids are not more concentrated than its hemolymph. For this purpose, crab larvae will extract H<sub>2</sub>O from the medium by drinking or entering water through the gills and body surface. In crustaceans, the most permeable surface on the gill is a major part which is involved in osmoregulation process (Mudagandur et al 2016), whereas Freire et al (2011) revealed that high hepatopancreas and muscle activity occur in crabs which maintained at high salinity.

Survival of *S. tranquebarica* larvae at various salinities is presented in Table 2.

Table 2

Survival of *Scylla tranquebarica* larvae at various salinities

Salinity (ppt)	Survival (%)
26	12.16±0.97 <sup>d</sup>
29	33.73±0.70 <sup>a</sup>
32	29.96±1.98 <sup>b</sup>
35	19.29±0.68 <sup>c</sup>

Different letters on different column show significant difference among treatments 5% ( $p < 0.05$ ) level.

Salinity of the media had a very significant effect ( $p < 0.01$ ) on the survival of crab *S. tranquebarica* larvae. The highest survival of crab larvae was observed at salinity of 29 ppt and the lowest at 26 ppt. The highest survival was produced on the medium with salinity of 29 ppt which indicated that the medium supports the life of crab larvae optimally. This condition give an advantage for crab larvae in which the larvae have a better ability in dealing with osmotic stress so that they have more chance to live. Meanwhile, medium with salinity of 29 ppt has a low osmotic rate, thus there is sufficient energy for crab larvae to maintain its survival, whereas medium with salinity of 26 ppt had a high osmotic rate that led to the high use of energy. The survival values obtained in this study ranged from 12.16% to 33.73%. Several studies including Azam & Narayan (2013) obtained survival of *S. serrata* until megalopa stage of 9%. Dien (2010) obtained survival of *S. serrata* of 3.33-8.78%, Thirunavukkarasu et al (2014) obtained survival of *S. tranquebarica* of 12.5%, Hassan et al (2011) obtained survival of *S. serrata* of 9.5-18%.

Salinity is one of the most important abiotic factors that affect the aquatic organisms. Therefore, it is necessary to determine the optimum salinity for crab larvae to suit its need in maintaining its survival. According to Pedapoli & Ramudu (2014), the optimum survival for crab larvae is in the range of 15-25 ppt. The low survival of an organism due to salinity change is a reflection capacity loss of the organism to osmotic changes. The optimum salinity requirements of each aquatic organism vary as found in crab larvae (*S. olivacea*) ranging from 28 ppt to 30 ppt (Gunarto & Perenrengi 2014). Mia & Shah (2010) reported the best survival rate of *S. serrata* at salinity of 25 ppt.

The relationship between media salinity and survival of crab *S. tranquebarica* larvae was patterned quadratic with the equation  $Y = 813.62 + 54.994x - 0.892x^2$  with  $R^2 = 0.93$ . Based on the regression equation, it could be predicted that the optimum salinity resulting in maximum survival of crab larvae was at salinity of 30.89 ppt (Figure 2).

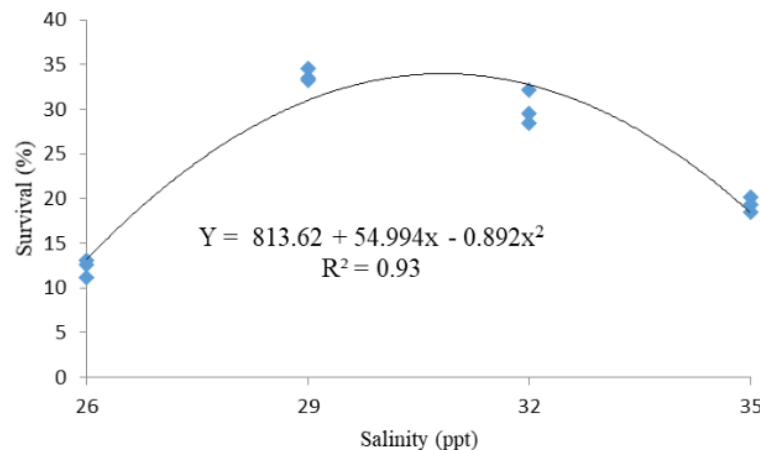


Figure 2. Relationship curve between salinity and survival of crab *Scylla tranquebarica* larvae.

**Water quality.** During the research, it was measured chemical and physical parameters including temperature, dissolved oxygen, pH, and ammonia concentration. The media temperature for all treatments ranged between 29-30°C, dissolved oxygen was of 4.3-4.7 ppm, pH 7.7-7.9 and ammonia concentration of 0.003-0.005 ppm. Those values are still within a reasonable range to support the life of *S. tranquebarica* larvae. According to Karim (2008) optimum salinity for the needs of mangrove crab metabolism is 25 ppt.

**Conclusions.** Medium with salinity of 29 ppt results in a working osmotic rate by 54.09 mOsm/L H<sub>2</sub>O with highest survival of *S. tranquebarica* larvae by 33.73%. Optimum salinity for crab larvae maintenance is in the range of 30.48-30.89 ppt.

## References

- Azam K., Narayan P., 2013 Safe usage of antibiotic (oxytetracycline) in larval rearing of mud crab, *Scylla serrata* (Forsskal, 1775) in Fiji. World Journal of Fish and Marine Science 5(2):209-213.
- Dien B. V., 2010 Internship experiment in the Bang la hatchery of Fisheries Do Son. 1<sup>st</sup> Master in Aquaculture, Research Institute for Aquaculture, Hai-Phong, Vietnam. 1(1):1-10.
- Freire C. A., Togni V. G., Hermes-lima M., 2011 Responses of free radical metabolism to air exposure or salinity stress, in crabs (*Callinectes danae* and *C. ornatus*) with different estuarine distributions. Comparative Biochemistry and Physiology Part A: Molecular & Integrative Physiology 160(2):291-300.
- Gunarto, Parenrengi A., 2014 Crablet of mangrove crab, *Scylla olivacea* rearing at the different salinity regimes. Journal of Aquatic Research and Development 5:255 doi:10.4172/2155-9546.1000255
- Hassan A., Hai T. N., Chatterji A., Sukumaran M., 2011 Preliminary study on the feeding regime of laboratory reared mud crab larva, *Scylla serrata* (Forsskal, 1775). World Applied Sciences Journal 14(11):1651-1654.
- Jantrarotai P., Taweechuer K., Pripanapong S., 2002 Salinity levels on survival rate and development of mud crab (*Scylla olivacea*) from zoea to megalopa and from megalopa to crab stage. Department of Zoology, Faculty of Science, Kasetsart University, Bangkok. Thailand (Unpublished).
- Karim M. Y., 2013 Mud crab (*Scylla* spp.): biotechnology, aquaculture and hatchery. Yasrif Watampone, Jakarta.
- Karim M. Y., 2008 Effect of salinity on metabolism of mud crab (*Scylla olivacea*). Jurnal Perikanan 10(1):37-44.
- Karim M. Y., Azis H. Y., Muslimin, Tahya A. M., 2016 Nutrient content of body and growth as physiological responses of mud crab *Scylla olivacea* reared male monosex in mangrove. International Journal of Pharmtech Research 9(6):336-338.
- Lignot J. H., Cochard J. C., Soyeux C., Lemaire C., Charmantier G., 2000 Osmoregulatory capacity according to nutritional status, molt stage and body weight in *Penaeus stylirostris*. Aquaculture 170:79-92.
- Mia M. Y., Shah M. M. R., 2010 Effect of salinity on the survival and growth of mud crabling *Scylla serrata*. University Journal of Zoology, Rajshahi University 29(1):29-32.
- Mudagandur S. S., Gopalapillay G., Vijayan K. K., 2016 Effect of salinity stress on gene expression in black tiger shrimp *Penaeus monodon*. Agricultural and Biological Sciences, INTECH, India.
- Nghia T. T., Wille M., Binh T. C., Thanh H. P., Danh N. P., Sorgeloos P., 2007 Improved techniques for rearing mud crab *Scylla paramamosain* (Estampador 1949) larvae. Aquaculture Research 38:1539-1553.
- Nguyen C. T., Truong Q. T., 2004 Effect of salinity and food types on the development of fertilized eggs and zoea larvae of mud crab (*Scylla paramamosain*). In: Mud crab aquaculture in Australia and Southeast Asia. Allan G., Fielder D. (eds), ACIAR Working Paper No. 54:47-52.

- Pedapoli S., Ramudu K. R., 2014 Effect of water quality parameters on growth and survivability of mud crab (*Scylla tranquebarica*) in growth out culture at Kakinada Coast, Andhra Pradesh. *International Journal of Fisheries and Aquatic Studies* 2(2):163-166.
- Qunitio E. T., Parado-Esteva F. D., Millamena O. M., Rodriquez E., Borlongan E., 2001 Seed production of mud crab *Scylla serrata* juveniles. *Asian Fisheries Science* 14(2):161-174.
- Romano N., Zeng C., 2006 The effects of salinity on the survival, growth and haemolymph osmolality of early juvenile blue swimmer crabs *Portunus pelagicus*. *Aquaculture* 260:151-162.
- Sunarti Y., Soejoedono R. D., Mayasari N. L. P. I., Tahya A. M., 2016 RNA expression of farnesoic acid omethyltransferase in mandibular organ of intermolt and premolt mud crabs *Scylla olivacea*. *AAFL Bioflux* 9(2):270-275.
- Tahya A. M., 2016 Mandibular organ study and its utilization as molting stimulant of mud crab *Scylla olivacea*. Dissertation, Post graduate school, Bogor Agricultural University, Bogor, Indonesia, 76 pp.
- Tahya A. M., Zairin M. Jr., Boediono A., Artika I. M., Suprayudi M. A., 2016a Expression of RNA encode FAMEt in mandibular organ of mud crabs *Scylla olivacea*. *International Journal of Pharmtech Research* 9(3):219-223.
- Tahya A. M., Zairin M. Jr., Boediono A., Artika I. M., Suprayudi M. A., 2016b Important role of mandibular organ in molting, growth, and survival of mud crabs *Scylla olivacea*. *International Journal of Chemtech Research* 9(12):529-533.
- Thirunavukkarasu N., Sheeba Anitha Nesakumari C., Shanmugam A., 2014 Larval rearing and seed production of mud crab *Scylla tranquebarica* (Fabricius, 1798). *International Journal of Fisheries and Aquatic Studies* 2(2):19-25.

Received: 13 September 2017. Accepted: 11 December 2017. Published online: 24 December 2017.

Authors:

Idham Misbah, Hasanuddin University, Doctoral Program of Agricultural Science, Indonesia, South Sulawesi Makassar; Widyaiswara of South Sulawesi Province, Indonesia, South Sulawesi, Makassar, 90245, e-mail: idhammisbah2@gmail.com

Muhammad Yusri Karim, Hasanuddin University, Faculty of Marine Science and Fishery, Department of Aquaculture, Indonesia, South Sulawesi, Makassar, 90245, Jl. Perintis Kemerdekaan km. 10, e-mail: yusri\_karim@yahoo.com

Zainuddin, Hasanuddin University, Faculty of Marine Science and Fishery, Department of Aquaculture, Indonesia, South Sulawesi, Makassar, 90245, Jl. Perintis Kemerdekaan km. 10, e-mail: zainuddinlatief@gmail.com

Siti Aslamyah, Hasanuddin University, Faculty of Marine Science and Fishery, Department of Aquaculture, Indonesia, South Sulawesi, Makassar, 90245, Jl. Perintis Kemerdekaan km. 10, e-mail: 3iaslamyah1@gmail.com

This is an open-access article distributed under the terms of the Creative Commons Attribution License, which permits unrestricted use, distribution and reproduction in any medium, provided the original author and source are credited.

How to cite this article:

Misbah I., Karim M. Y., Zainuddin, Aslamyah S., 2017 Effect of salinity on the survival of mangrove crab *Scylla tranquebarica* larvae at zoea-megalopa stages. *AAFL Bioflux* 10(6):1590-1595.

ORIGINALITY REPORT

---

% **16**  
SIMILARITY INDEX

% **10**  
INTERNET SOURCES

% **10**  
PUBLICATIONS

% **5**  
STUDENT PAPERS

---

PRIMARY SOURCES

---

- 1** Muhammad Yusri Karim, Khairul Amri, Hasni Yulianti Azis, Nurfadilah, Alimuddin, Zainal Usman. "THE EFFECT OF DENSITY TO THE SURVIVAL RATE, GROWTH AND BIOCHEMICAL COMPOSITION OF FEMALE MANGROVE CRAB (SCYLLA OLIVACEA) CULTIVATED WITH SILVOFISHERY SYSTEM", International Journal of Research - GRANTHAALAYAH, 2020  
Publication % **3**

---
- 2** Submitted to Universitas Diponegoro  
Student Paper % **2**

---
- 3** mafiadoc.com  
Internet Source % **2**

---
- 4** aquasiana.org  
Internet Source % **1**

---
- 5** www.researchsquare.com  
Internet Source % **1**

---

6	Gunarto Gunarto, Muhammad Nur Syafaat, Herlinah Herlinah, Sulaeman Sulaeman, Muliani Muliani. "THE EFFECTS OF AN ARTIFICIAL COMMERCIAL FEED SUPPLEMENTATION ON LARVAL REARING AND CRABLET PRODUCTION OF MUD CRAB <i>Scylla tranquebarica</i> ", Indonesian Aquaculture Journal, 2018 Publication	% 1
7	<a href="http://pjbt.org">pjbt.org</a> Internet Source	% 1
8	<a href="http://www.fisheriesjournal.com">www.fisheriesjournal.com</a> Internet Source	% 1
9	Submitted to University of Wales, Bangor Student Paper	% 1
10	<a href="http://ijeab.com">ijeab.com</a> Internet Source	% 1
11	<a href="http://espace.curtin.edu.au">espace.curtin.edu.au</a> Internet Source	<% 1
12	<a href="http://archive.org">archive.org</a> Internet Source	<% 1
13	Muhammad Nur Syafaat, Gunarto, Sulaeman, Herlinah, Hongyu Ma, Mhd Ikhwanuddin. "Effects of different feeding regimes on larvae and crablets of purple mud crab, <i>Scylla</i>	<% 1

tranquebarica (Fabricius, 1798)", Aquaculture Reports, 2019

Publication

---

14

Gust, K.A.. "Investigations of transcript expression in fathead minnow (Pimephales promelas) brain tissue reveal toxicological impacts of RDX exposure", Aquatic Toxicology, 20110117

Publication

---

<% 1

15

You-Hui Huang, Meng Zhang, Yi-Ming Li, Dong-Lei Wu, Zhi-Quan Liu, Qi-Chen Jiang, Yun-Long Zhao. " Effects of salinity acclimation on the growth performance, osmoregulation and energy metabolism of the oriental river prawn, (De Haan) ", Aquaculture Research, 2019

Publication

---

<% 1

16

Quy Moc Ong, Ravi Fotedar, Thy Thi Truong Ho. "Selection of locally available diets for rearing Scylla paramamosain megalopa to first crablet stage", Aquaculture, 2020

Publication

---

<% 1

17

Emilia T. Quintio, Joana Joy de la Cruz, Maria Rowena R. Eguia, Fe Dolores Parado-Estepa et al. "Domestication of the mud crab Scylla serrata", Aquaculture International, 2010

Publication

---

<% 1

18

[www.fisheriessciences.com](http://www.fisheriessciences.com)

19

Romano, N.. "The effects of salinity on the survival, growth and haemolymph osmolality of early juvenile blue swimmer crabs, *Portunus pelagicus*", *Aquaculture*, 20060929

Publication

EXCLUDE QUOTES ON

EXCLUDE BIBLIOGRAPHY ON

EXCLUDE MATCHES

< 5 WORDS